



FABRIC LOOK

SANTINO™
COLORBODY™ PORCELAIN


 daltile®
IMAGINE WHAT'S POSSIBLE™

SANTINO™
COLORBODY™ PORCELAIN

The Elegant Look of Travertine Paired with Ultimate Durability

The elegant style of Santino™ was inspired by the beautiful variances of travertine veining, natural wood grain and fabric weaves. Complete with a natural color palette, this contemporary flooring is perfect for architects, designers and homeowners alike.

- **UNIQUE AND VISUAL SURFACE**
 - Inspired by the beautiful variances of travertine veining, natural wood grain and fabric weaves
 - Gorgeous reflective shimmer in the veining of the textured surface
- **ELEGANT, YET DURABLE**
 - Contemporary colors ranging from a crisp white to a deep brown
 - Ideal for residential and commercial spaces wanting style and durability



Above and cover photos feature Santino™ Bianco 12 x 24 in a grid pattern on the floor.

FABRIC LOOK


USAGE



SPECIAL FEATURES

SEE CHARTS FOR FULL PRODUCT DETAILS.

SIZES:



12 x 24
Floor Tile

FINISHES: MATTE

FLOOR TILE



BIANCO PURO SN13



BIANCO SN06



CHIARO SN07



BRUNO SN09



GRIGIO SN08



SLIP RESISTANT



WATERPROOF



STAINPROOF



DENTPROOF



SCRATCH-RESISTANT



FIRE-RESISTANT




CLIMATEPRO™



SIMPLICLEAN™

SIZES

			Thickness	Sq. Ft./ Carton	Pieces/ Carton
	12 x 24 Floor Tile	(11-5/8" x 23-3/8") (29.56 cm x 59.44 cm)	5/16"	17.02	9

APPLICATIONS

	Target DCOF wet	Suitable
Dry & Level – Interior Floor	N/A	✓
Wet & Level – Interior Floor	≥ 0.42	✓
Shower Floors (Residential or Light Commercial)	≥ 0.42	
Exterior Floor Applications (including patios, pool decking & other wet areas with minimal footwear)	≥ 0.60	
Ramps & Inclines	≥ 0.65	
Walls/Backsplashes	N/A	✓
Countertops	N/A	✓
Pool Linings	N/A	

A DCOF value of ≥0.42 is the standard for tiles specified for level interior spaces expected to be walked upon when wet, as stated in ANSI A137.1-A326.3. For more information about DCOF and the DCOF AcuTest™, visit daltile.com/DCOF.




APPLICATION NOTES:

Suitable for exterior applications (provided it is noted as suitable in the applications chart above) in freezing and non-freezing climates, when proper installation methods are followed.




All or select items within this series meet the requirements for these qualifications. For more information, visit daltile.com.

TRIM

	Type	Number	Size	Pieces/ Carton
	Bullnose	S44F9	4 x 24	10
	Cove Base	S36C9T	6 x 12	22
	Cove Base Outcorner	SC36C9T	1 x 6	15

Cove base trim is intended to coordinate with floor tile in the standard 90-degree installation position.

INSTALLATION

Grout Joint Recommendation	Shade Variation
1/8" (3/16" when installing tile with a length 15" or greater in a staggered brick-joint pattern; overlap should not exceed 33%.)	 High (V3)

PERFORMANCE CHARACTERISTICS

	ASTM#	Result
Water Absorption	C373	< 0.5%
Breaking Strength	C648	> 275 lbs
Scratch Hardness	MOHS	8.0
Chemical Resistance	C650	Resistant

For additional information on test results, visit us at: daltile.com/information/TestResults.

DURABILITY

Floor Surface Wear Resistance		
1	Residential Bathrooms	3 All Residential / Light Commercial
2	All Residential Areas	④ All Residential / Commercial

NOTES

Since there are variations in all fired ceramic and natural products, tile and trim supplied for your particular installation may not match samples. Final confirmation should be made from actual tiles and trim prior to installation. Manufactured in accordance with ANSI A137.1 standards.

Not for use on ramps. Water, oil, grease, improper drainage and certain footwear can create slippery conditions. Floor applications expected to be exposed to these conditions require extra caution in product selection.

For additional information refer to "Factors to Consider" at: daltile.com/Factors.

To achieve optimal results, all tile should be selected from multiple cartons and shading and graphic arrangement planned prior to installation.

Special consideration needs to be given when installing tiles greater than 15 inches. Please refer to daltile.com/LargeTiles for more information.

Special care should be taken when grouting with dark pigmented colors. A grout release is recommended to prevent finely powdered pigments from lodging in the pores of the surface. Use of a latex modified thin-set is recommended for installation.



7834 C.F. Hawn Freeway,
Dallas, Texas 75217 | 1.800.933.TILE

To view the complete collection of Daltile® products and information, visit our website at daltile.com.

