



STONE LOOK

ARCHAIA™

GLAZED PORCELAIN FLOOR & GLAZED CERAMIC MOSAIC



 daltile®
IMAGINE WHAT'S POSSIBLE™

ARCHAIA™

GLAZED PORCELAIN FLOOR & GLAZED CERAMIC MOSAIC

Architectural Classic

Inspired by the visual of Alabastrino stone, Archaia™ provides a neutral, contemporary setting for any design. This stone look offers a fresh interpretation of traditional travertine visuals. From farmhouse to transitional, Archaia™ fits any relaxed style.

- **STYLISH STONE-LOOK**
 - This detailed travertine look is created with Reveal Imaging® Technology
 - Selections from white, beige, and grey color tones
- **LINEAR & CLASSIC**
 - Tile offered in the popular 12 x 24 size
 - 2 x 4 herringbone mosaic adds the perfect touch as a backsplash, wall or shower floor

STONE LOOK

USAGE



SPECIAL FEATURES

SEE CHARTS FOR FULL PRODUCT DETAILS

Cover and above photos feature Archaia™ Relic White herringbone mosaic on the wall and Atlas Grey 12 x 24 on the floor.

SIZES:



12 x 24
Floor
Tile



2 x 4
Herringbone
Mosaic

FINISHES: MATTE

COLOR PALETTE



RELIC WHITE



ARTIFACT BEIGE



PROVINCE GREY



ATLAS GREY

FLOOR TILE



RELIC WHITE AR40



ARTIFACT BEIGE AR41



PROVINCE GREY AR42



ATLAS GREY AR43

2 x 4 HERRINGBONE MOSAIC



RELIC WHITE AR40



ARTIFACT BEIGE AR41



PROVINCE GREY AR42



ATLAS GREY AR43



SLIP RESISTANT



WATERPROOF



STAINPROOF



DENTPROOF



SCRATCH-RESISTANT



FIRE-RESISTANT



CLIMATEPRO™





SIMPLICLEAN™

ARCHAIA™

GLAZED PORCELAIN FLOOR & GLAZED CERAMIC MOSAIC

STONE LOOK

SIZES

			Thickness	Sq. Ft./ Carton	Pieces/ Carton
	12 x 24 Floor Tile	(11-13/16" x 23-13/16") (30.00 cm x 60.48 cm)	5/16"	17.37	9
	2 x 4 Herringbone Mosaic Dot-mounted	(14" x 12" Sheet) (35.56 cm x 30.48 cm Sheet)	1/4"	8.04	12

APPLICATIONS

	Target DCOF wet	Suitable
Dry & Level – Interior Floor	N/A	✓
Wet & Level – Interior Floor	≥ 0.42	✓
Shower Floors (Residential or Light Commercial)	≥ 0.42	✓*
Exterior Floor Applications (including patios, pool decking & other wet areas with minimal footwear)	≥ 0.60	
Ramps & Inclines	≥ 0.65	
Walls/Backsplashes	N/A	✓
Countertops	N/A	✓
Pool Linings	N/A	✓*

A DCOF value of ≥0.42 is the standard for tiles specified for level interior spaces expected to be walked upon when wet, as stated in ANSI A137.1-A326.3. For more information about DCOF and the DCOF AcuTest™, visit daltile.com/DCOF.

APPLICATION NOTES:

Floor tile suitable for exterior applications (provided it is noted as suitable in the applications chart above) in freezing and non-freezing climates, when proper installation methods are followed.


Mosaic tile suitable for exterior applications (provided it is noted as suitable in the applications chart above) in non-freezing climates, when proper installation methods are followed.

* Mosaic tile only.



All or select items within this series meet the requirements for these qualifications. For more information, visit daltile.com.

TRIM

Type	Number	Size	Pieces/ Carton
 Floor Bullnose	P43E9	3 x 13	30

INSTALLATION

Grout Joint Recommendation

Shade Variation

Floor: 3/16" (Overlap should not exceed 33% when installing tile with a length 15" or greater in a staggered brick-joint pattern.)



Mosaic: 1/8"

PERFORMANCE CHARACTERISTICS

	ASTM#	Floor Result	Mosaic Result
Water Absorption	C373	< 0.5%	< 3.0%
Breaking Strength	C648	> 275 lbs	> 250 lbs
Scratch Hardness	MOHS	8.0	8.0
Chemical Resistance	C650	Resistant	Resistant

For additional information on test results, visit us at: daltile.com/information/TestResults.

DURABILITY

Floor Surface Wear Resistance

1 Residential Bathrooms	3 All Residential / Light Commercial
2 All Residential Areas	④ All Residential / Commercial

NOTES

Since there are variations in all fired ceramic and natural products, tile and trim supplied for your particular installation may not match samples. Final confirmation should be made from actual tiles and trim prior to installation. Manufactured in accordance with ANSI A137.1 standards.

Not for use on ramps. Water, oil, grease, improper drainage and certain footwear can create slippery conditions. Floor applications expected to be exposed to these conditions require extra caution in product selection.

For additional information refer to "Factors to Consider" at: daltile.com/Factors.

Random visuals enhance the natural beauty of this product. To achieve optimal results, all tile should be selected from multiple cartons and shading and graphic arrangement planned prior to installation.

Special consideration needs to be given when installing tiles greater than 15 inches. Please refer to daltile.com/LargeTiles for more information.

Use of a latex modified thin-set is recommended for installation. For more information, visit daltile.com.



7834 C.F. Hawn Freeway,
Dallas, Texas 75217 | 1.800.933.TILE

To view the complete collection of Daltile® products and information, visit our website at daltile.com.

